



Kubota



U10-5

0-1.5 TONNE MICRO EXCAVATOR

Super compact excavator with enhanced operator protection

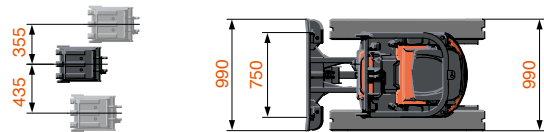
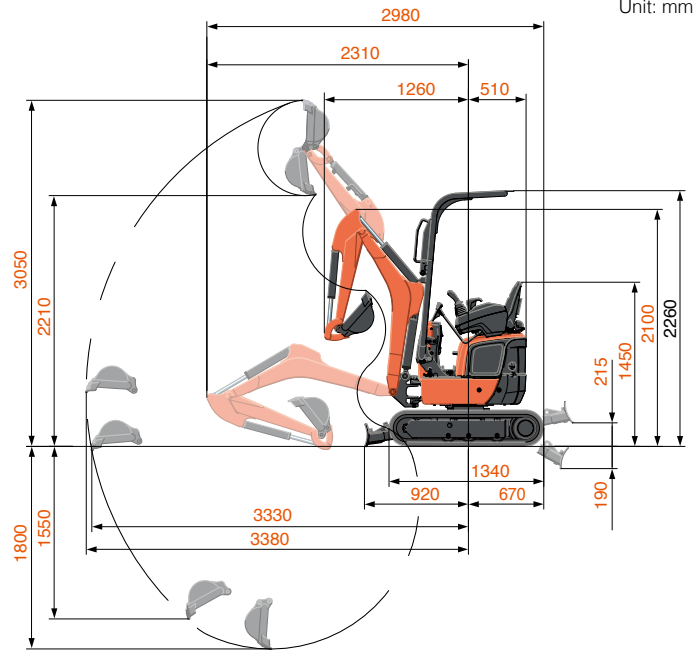
Machine weight (canopy) 1050KG

Engine output 10.3PS/7.6kW

U10-5 | EXCAVATOR SPECIFICATIONS

U10-5
Unit: mm

Machine weight / Operating weight	kg	1125 / 1200		
Bucket capacity std. SAE/CECE	m ³	0.024/0.020		
Bucket width	with side teeth	398		
	without side teeth	380		
Engine	Model	D722-E4-BH-5		
	Type	Water-cooled, diesel engine E-TVCS		
	Output (ISO 14396:2002)	PS/rpm	10.3/2050	
		kW/rpm	7.6/2050	
	Number of cylinders		3	
	Bore×Stroke	mm	67×68	
Displacement	cc	719		
Dimensions	Overall length	mm	2980	
	Overall height	mm	2260	
	Swiveling speed	rpm	8.3	
	Rubber shoe width	mm	180	
	Tumbler distance	mm	1010	
	Dozer size(width×height)	mm	750/990×200	
	Hydraulic pumps	P1, P2		Gear pump
Flow rate		l/min	10.5+10.5	
Hydraulic pressure		MPa (kgf/cm ²)	17.2(175)	
P3			Gear pump	
Flow rate		l/min	3.1	
Hydraulic pressure		MPa (kgf/cm ²)	3.9 (40)	
Max digging force	Arm	kN(kgf)	5.4(550)	
	Bucket	kN(kgf)	10.4(1060)	
Boom swing angle (left/right)	deg	55/55		
Auxiliary circuit	Flow rate	l/min	21	
	Hydraulic pressure	MPa (kgf/cm ²)	17.2(175)	
Hydraulic reservoir	l	12.6		
Fuel tank capacity	l	12		
Max traveling speed (low/high)	km/h	2/4		
Ground contact pressure	kPa(kgf/cm ²)	29.0(0.30)		
Ground clearance	mm	140		
Noise level	LpA/LwA (2000/14/EC)	dB (A)	77/90	
Vibration	Hand arm system (ISO 5349-2:2001)	Digging / Levelling	m/s ² RMS	<2.5 / <2.5
		Driving / Idling	m/s ² RMS	5.93 / <2.5
	Whole body (ISO 2631-1:1997)	Digging / Levelling	m/s ² RMS	<0.5 / <0.5
		Driving / Idling	m/s ² RMS	2.32 / <0.5
	Boom speed	up/down	sec	2.5/2.8
	Arm speed	crowd/dump	sec	4.0/2.8
	Bucket speed	crowd/dump	sec	2.9/1.9
	Dozer speed	(Full)up/down	sec	1.3/1.0
	Swivel speed		rpm	8.3



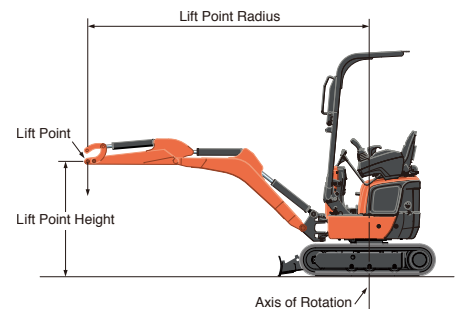
* Working ranges are with Kubota original bucket, without quick coupler.
* Specifications are subject to change without notice for purpose of improvement.

LIFTING CAPACITY

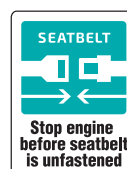
Lift Point Height	LOAD RADIUS (mm)								kN (t)	
	Radius 1500		Radius 2000				Radius Max			
	Over-front	Over-side	Over-front	Over-side	Over-front	Over-side	Over-front	Over-side		
2.0m			1.8 (0.18)	1.8 (0.18)	1.6 (0.16)					
1.5m			1.9 (0.19)	1.8 (0.18)	1.6 (0.16)					
1.0m	3.1 (0.31)	2.8 (0.28)	2.3 (0.24)	2.3 (0.24)	1.8 (0.18)	1.5 (0.15)				
0.5m	4.4 (0.45)	2.5 (0.26)	2.1 (0.21)	2.7 (0.27)	1.7 (0.17)	1.4 (0.14)	1.5 (0.15)	0.9 (0.10)	0.8 (0.08)	
0m	4.1 (0.42)	2.4 (0.24)	2.0 (0.20)	2.6 (0.27)	1.6 (0.16)	1.3 (0.14)				
-0.5m	3.4 (0.35)	2.4 (0.24)	2.0 (0.20)	2.3 (0.23)	1.5 (0.16)	1.3 (0.13)				
-1.0m	2.6 (0.26)	2.4 (0.24)	2.0 (0.20)	1.7 (0.18)	1.6 (0.16)	1.3 (0.13)				

Please note:

- * The lifting capacities are based on ISO 10567 and do not exceed 75% of the static tilt load of the machine or 87% of the hydraulic lifting capacity of the machine.
- * The excavator bucket, hook, sling and other lifting accessories are not included on this table.



Kubota (U.K.) Limited
Dormer Road, Thame, Oxfordshire OX9 3UN
Telephone: 01844 268140
Fax: 01844 216685
www.kubota.co.uk



For Earth, For Life
Kubota